


## SIMPLE INSOLE TEMPLATE FORM

Patient's Name.....













Draw around the foot. Identify the 1st and 5th m.t.head. Identify start and finish of medial arch. For balance pads identify each met head

**Base**

- Cork     1mm EVA     ppt 3mm fabric backed

**Cover**

- Vinyl     Suede  
 Neoprene     Plastazote P-Cell

- Medial Scaphoid (Arch) Pad** 
- Metatarsal Pad** 
- Metatarsal Bar** 
- Heel Raise** 
- Lateral Rear foot Wedge.....°** 
- Medial Rear foot Wedge.....°** 
- P.M.P Balance Pad**  
 "u" .....?  
 3.2 / 6.4mm .....?
- Mortons Extension** 
- Cobra Pad** 
- Heel Cushion** 
- Dancer's Pad** 
- Reverse Mortons Extensions** 